






MAP LEGEND

-  Local Service
-  Points of Interest
-  Transfer Points To Routes Indicated
-  Transit Center
-  Rail Service & Station

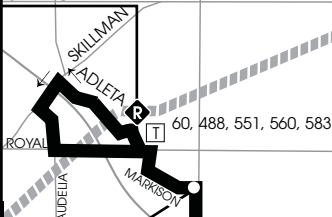


NORTH

374

A

LBJ/SKILLMAN STATION



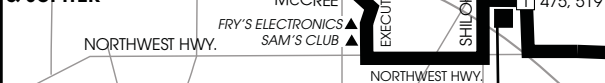
B

PLANO & MARKISON



C

McCREE & JUPITER



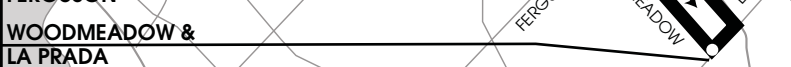
D

SOUTH GARLAND TRANSIT CENTER



E

WOODMEADOW & FERGUSON



F

WOODMEADOW & LA PRADA

CENTERVILLE

164, 372,
377, 378,
380, 410,
428, 466,
475, 519

60, 488, 551, 560, 583